

## CREATING EXERCISES TOGETHER WITH PUPILS

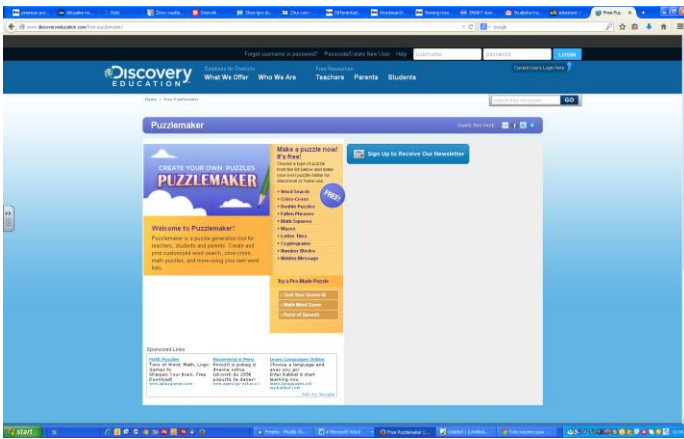
&

## PUPILS CREATING EXERCISES FOR OTHER PUPILS

As a language teacher, I try to plan my lessons in such a way that my pupils get involved as much as possible. Before the tests, for revision and consolidation, sometimes even just for motivation, I have the pupils create their own puzzles, wordsearch puzzles, “tests” and even interactive exercises. They enjoy creating the tasks and doing the exercises their classmates have created. I needn’t say, that I check everything before “testing” can start.

The pupils are able to use the following tools:

### PUZZLEMAKER



### COLOURS

M Y R N K Q P X F O  
E E E C E U E P N R  
D F A L R E C B W A  
G L Q P L P R F O N  
B Y L E J O I G R G  
G E T I H W W N B E  
R P D T M Z C X K F  
E K C B I B L U E L  
Y G I S E Q S E Z T  
A P D H M D Y A D W

Creating printable Puzzles, Mazes, Letter tiles, Word Search, Crosswords ...

Look at the example on the right.

The following colours have to be found:

BLACK BLUE BROWN

GREEN GREY ORANGE

PINK PURPLE RED

WHITE YELLOW

URL: [puzzlemaker.discoveryeducation.com](http://puzzlemaker.discoveryeducation.com)

Created by a grade 7 pupil

## ONLINE ASSESSMENT TOOLS

[Online Exam Builder](#)

[Quizworks Quiz Maker](#)

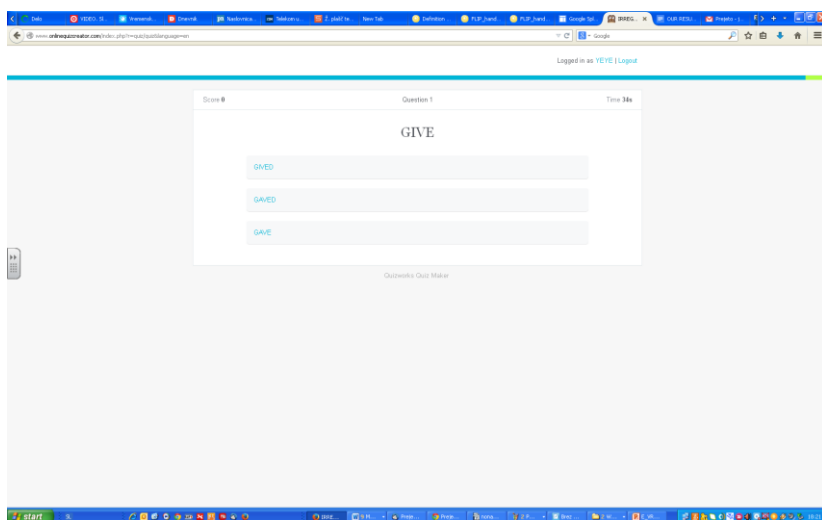
[Online Assessment Tool](#)

URL: <http://www.onlineassessmenttool.com/>

We use the tools with pupils from grade 7-9.

The pupils create quizzes, tests,.. in the computer classroom, they are supervised by the teacher and get all the necessary help.

Extra help is offered to SEN pupils, but they must not be aware of it.



Created by a grade 8 pupil

## QUIZLET

It is a very easy tool to use and the pupils love it. They can create one interactive exercise which can be transformed into three exercises, a test and two games just by clicking on the options below.



URL: [quizlet.com](http://quizlet.com)

You have to sign in and create. There are fewer options with the free version, but enough for the classroom use.

Il y a des orages	Nevihta je.	☆	🔊	🗣️	✎
Il y a du soleil	Sončno je.	☆	🔊	🗣️	✎
Il y a du vent	Vetrovno je	☆	🔊	🗣️	✎
Il fait chaud	Vroče je.	☆	🔊	🗣️	✎
Il fait froid	Hladno je.	☆	🔊	🗣️	✎
Il pleut	Dežuje	☆	🔊	🗣️	✎
Il neige	Sneži	☆	🔊	🗣️	✎
Il y a du brouillard	Megleno je	☆	🔊	🗣️	✎
Il fait beau	Vreme je lepo	☆	🔊	🗣️	✎
Il fait mauvais	Vreme je slabo	☆	🔊	🗣️	✎

### Example 1: LEARNING

Weather vocabulary in two languages:

French and Slovenian

The pupils can listen to and practise the French pronunciation.

They can learn the expressions for as long as they need.

Quizlet examples:

Created by a group of grade 9 pupils

## Example 2: Flashcards

Il y a des orages

Click to flip ↷

Nevihata je.

Click to flip ↷

Learning and Revising by flipping the flashcards

## Example 3: Speller

The pupils type what they hear. They can listen to the audio as many times as they need to.

0%

0/7

Speak French (Fast)

replay audio

Il y a du vent

Vetrovno je

## Example 4: Test

There are four question types and one, two or both languages to choose. The test changes just by ticking the little squares before the options. The test varies depending on the options chosen.

### Question types

- Written
- Matching
- Multiple choice
- True/False

### Start with

- French
- Slovenian
- Both

### Question limit

10 of 10 available terms

Create new test

### 10 Matching questions

- Il y a du soleil
  - Il y a du vent
  - Il y a du brouillard
  - Il fait chaud
  - Il y a des orages
  - Il fait mauvais
  - Il fait beau
  - Il pleut
  - Il fait froid
  - Il neige
- a Vetrovno je
  - b Sončno je.
  - c Vroče je.
  - d Dežuje
  - e Hladno je.
  - f Vreme je slabo
  - g Sneži
  - h Vreme je lepo
  - i Megleno je
  - j Nevihata je.

## 4 Written questions

---

1. Vroče je.

2. Hladno je.

3. Vreme je lepo

4. Vreme je slabo

## 3 Multiple choice questions

---

1. Megleno je

- a.  Il y a du vent
- b.  Il fait froid
- c.  Il y a du soleil
- d.  Il y a du brouillard

2. Nevihta je.

- a.  Il y a du soleil
- b.  Il y a du brouillard
- c.  Il y a du vent
- d.  Il y a des orages

3. Sneži

- a.  Il pleut
- b.  Il fait chaud
- c.  Il fait beau
- d.  Il neige

## 3 True/False questions

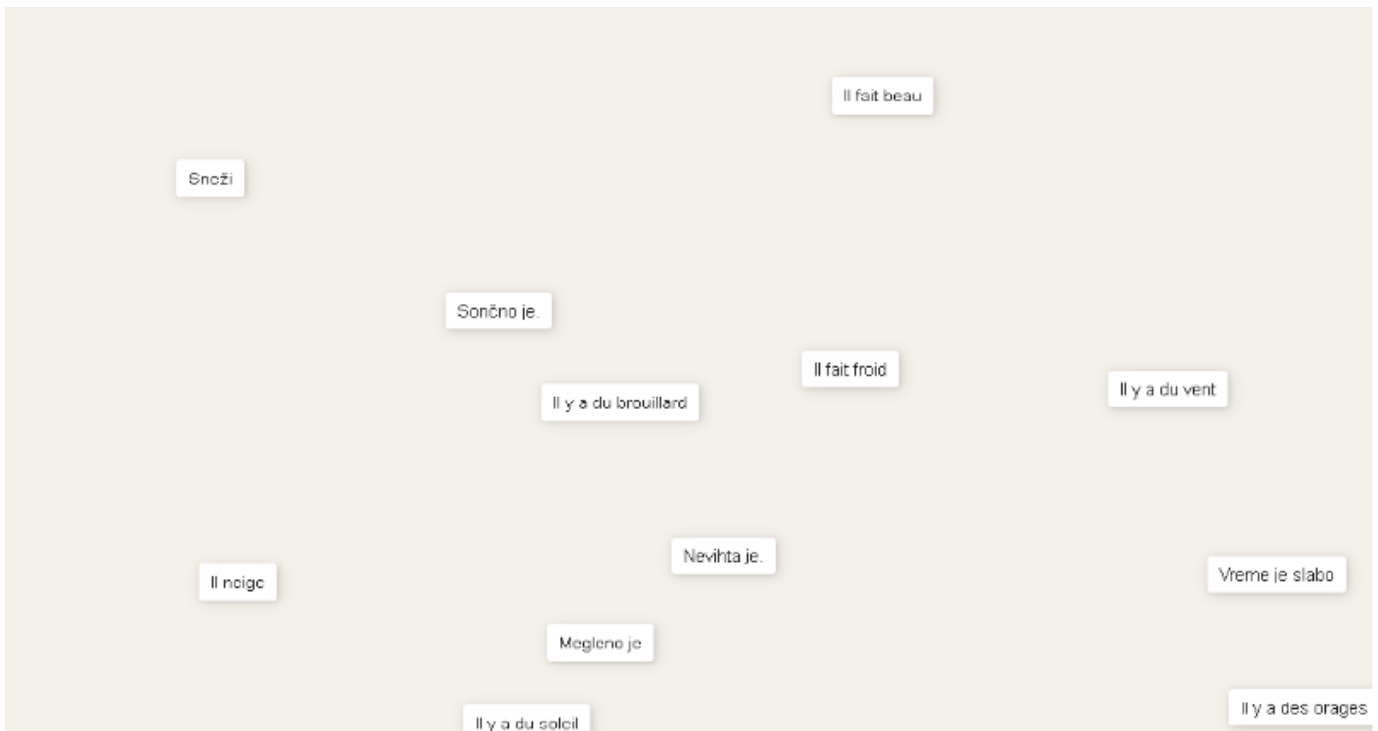
---

1. Il pleut → Dežuje

- True     False

### Example 5: Game - Scatter

Matching the French and the Slovenian expressions before they disappear



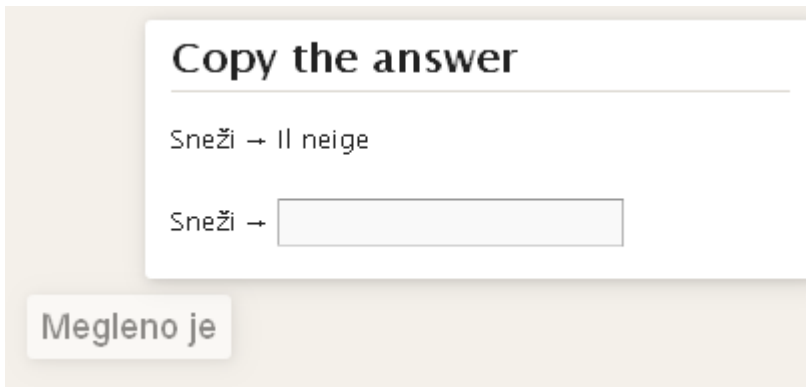
A very good reading practice ! Motor skills? As well!

### Example 6: Game-Race

Destroying the scrolling words by typing in their corresponding terms and pressing **enter**. The words may be destroyed in any order, but they mustn't scroll past the screen.



If the words are not typed in time, they can be typed into a small space that appears on the screen:

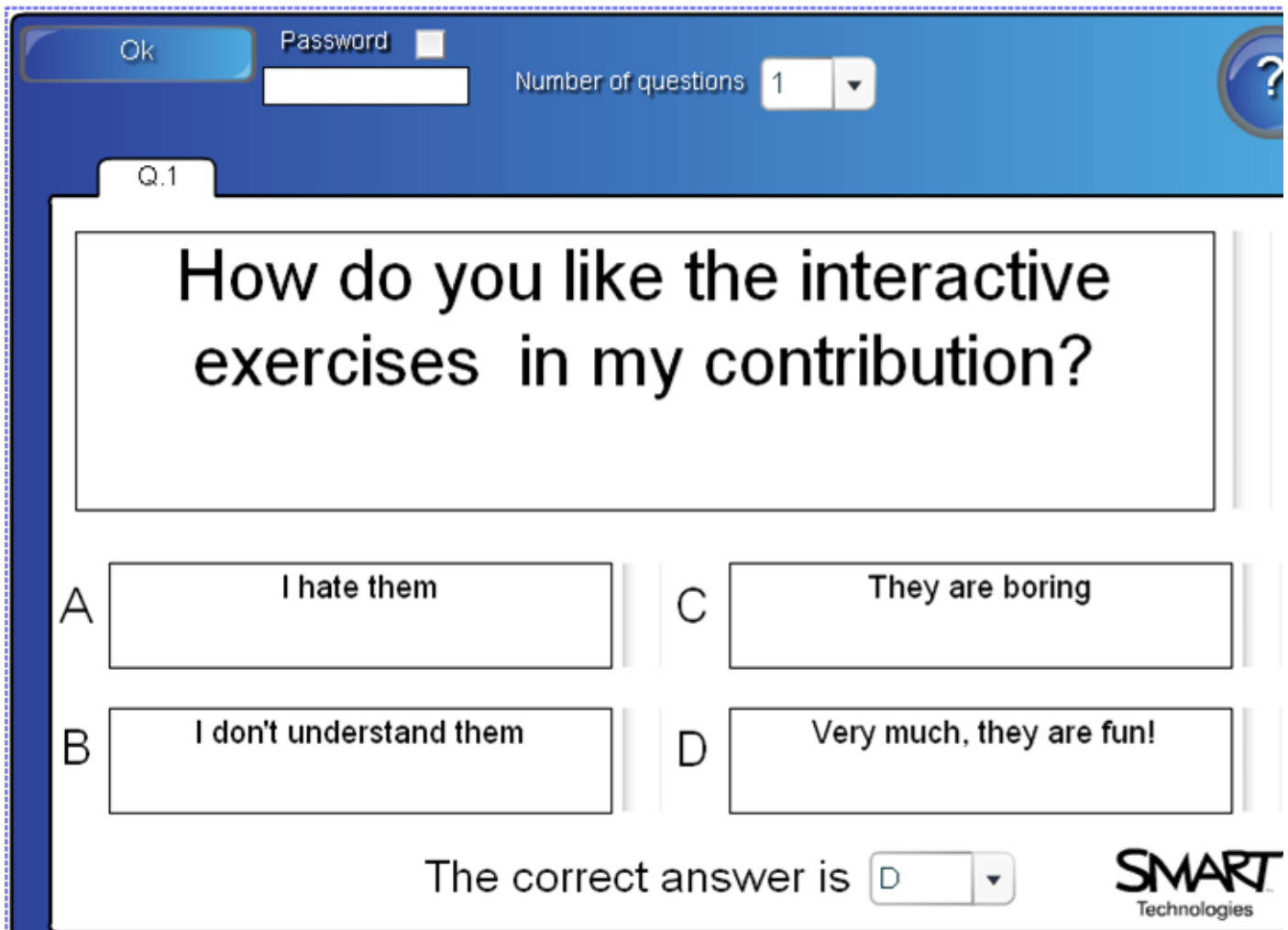


Then the race continues. Even the fastest pupils have difficulties in winning the race.

#### SMARTBOARD INTERACTIVE TEMPLATES

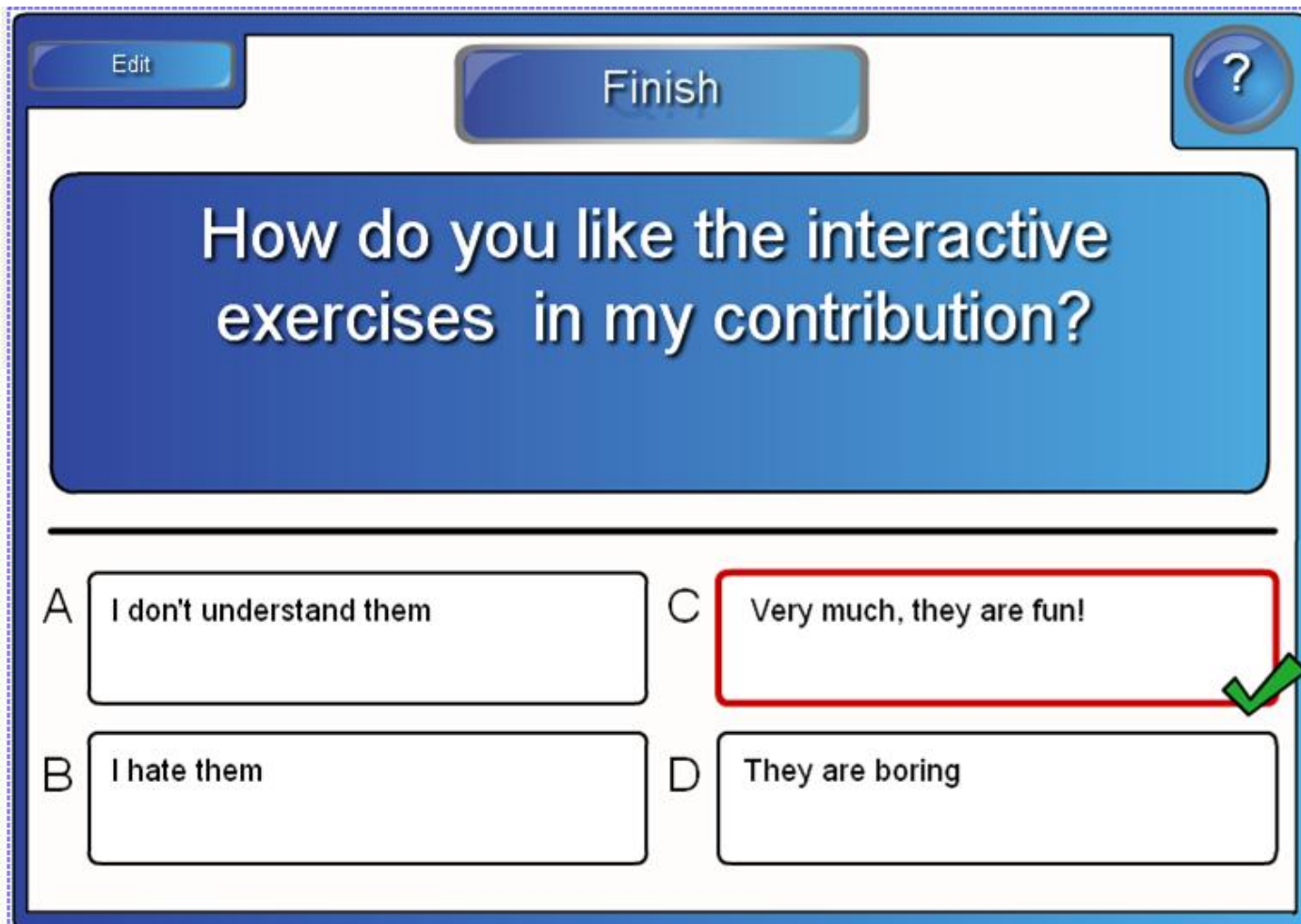
There is quite a large number of interactive templates in the gallery of the IWB Smartboard. It does not take much time to create different interactive exercises and games, what you need are ideas. Here is an example of the game Who wants to be a millionaire:

Example 7: Game- Who wants to be a millionaire (Multiple choice questions with one correct answer)



What you have to do is write questions and possible answers, choose the correct answer and click the OK button.

And here is the correct answer!

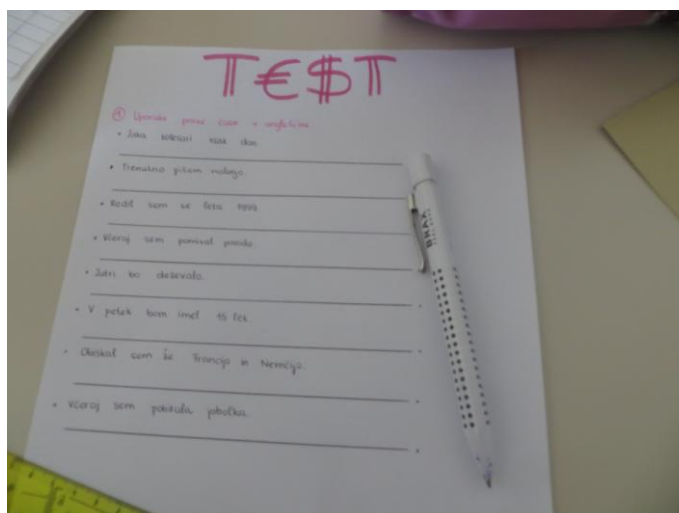
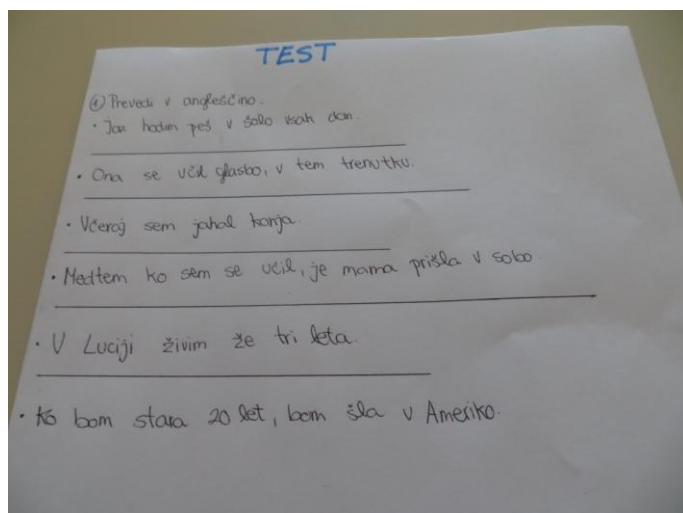


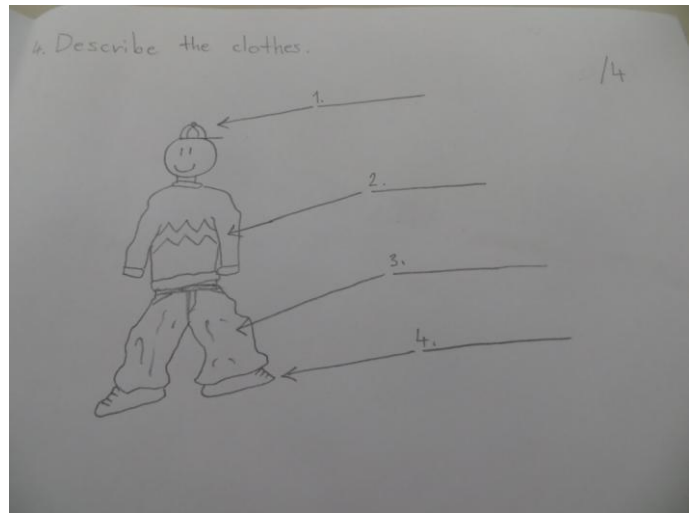

## THE 'OLD-FASHIONED' WAY

There is one more activity that we do before writing the tests. I have groups of 3-4 pupils create their own tests, this time the old way, meaning 'pen to paper'. They can use the coursebook and the workbook and create, according to my instructions, a test for another group. Groups swop the tests, do the tests, swop them again and mark them. Normally, they are very motivated, especially when marking the other group's test.

It is a great opportunity to learn how to be critical, to learn from mistakes and to revise the topics for the real test, without even noticing.

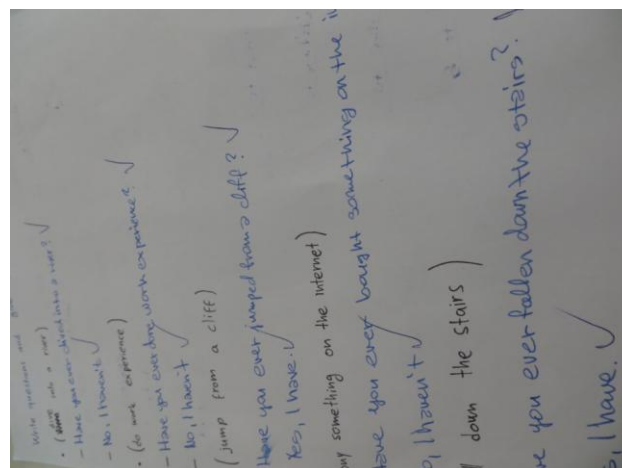
Here are some examples created by grade 9 pupils:





With such a variety of possibilities, it is not difficult to find the right type of activity for the right pupil, in other words, to find something for everyone.

Motivation is the key word. Even the most challenging pupils enjoy creating something for their classmates and evaluating the results in the role of 'a teacher'.



Comenius

Lucija, Slovenia, November, 2014